

PRODUCT INFORMATION PACKET

Model No: 326TTDP4344
Catalog No: U515
50,1800,DP,326T,3/60/200/400YD
Fire Pump



Regal and Marathon are trademarks of Regal Beloit Corporation or one of its affiliated companies.
©2018 Regal Beloit Corporation, All Rights Reserved. MC017097E





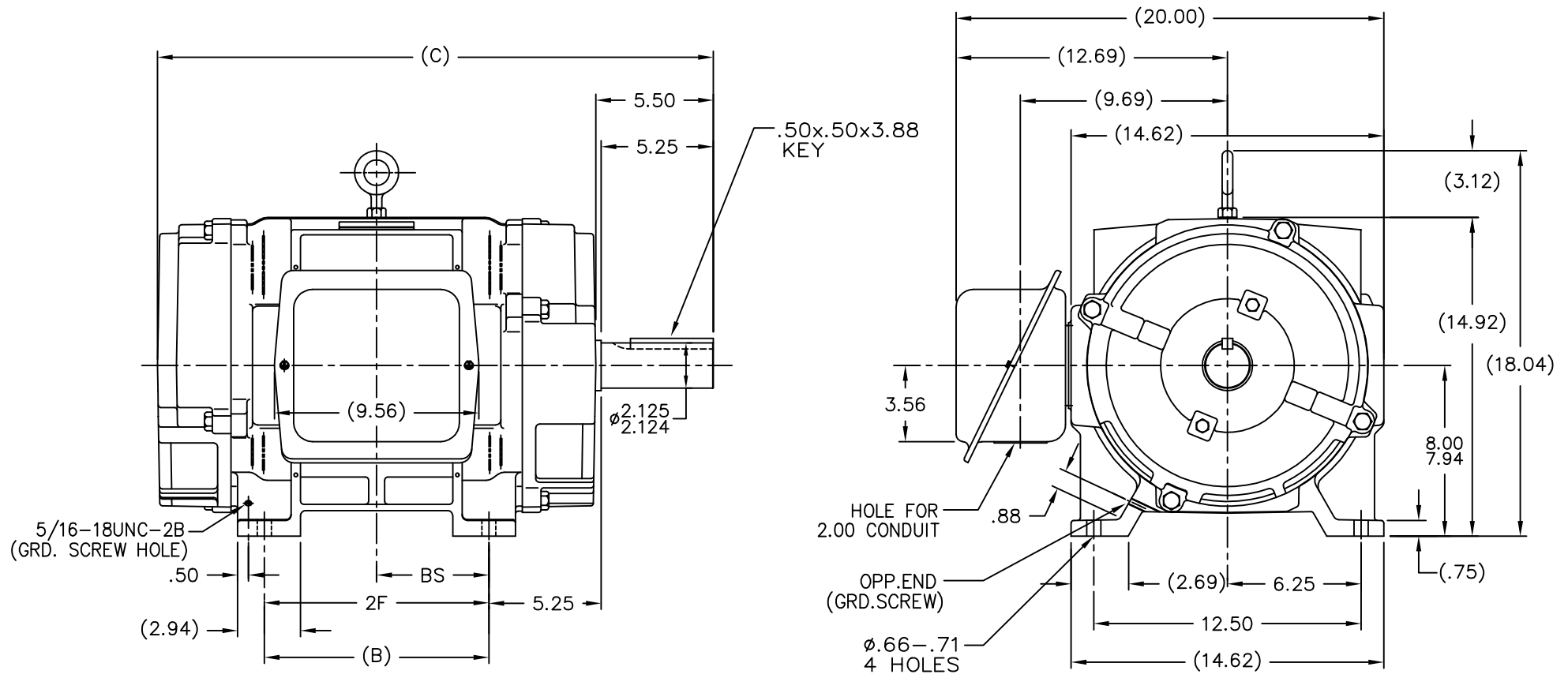
Nameplate Specifications

Output HP	50 Hp	Output KW	37.0 kW
Frequency	60 Hz	Voltage	200/400 V
Current	142.0/70.5 A	Speed	1770 rpm
Service Factor	1.15	Phase	3
Efficiency	93 %	Duty	Continuous
Insulation Class	B	Design Code	B
KVA Code	G	Frame	326T
Enclosure	Drip Proof	Overload Protector	No
Ambient Temperature	50 °C	Drive End Bearing Size	6312
Opp Drive End Bearing Size	6311	UL	Recognized
CSA	Y	CE	Y
IP Code	12		

Technical Specifications

Electrical Type	Squirrel Cage Induction Run	Starting Method	Wye Start Delta Run
Poles	4	Rotation	Reversible
Mounting	Rigid base	Motor Orientation	Horizontal
Drive End Bearing	Ball	Opp Drive End Bearing	Ball
Frame Material	Cast Iron	Shaft Type	T
Overall Length	27.5 in	Frame Length	15.12 in
Shaft Diameter	2.125 in	Shaft Extension	5.5 in
Assembly/Box Mounting	F1/F2 Capable		
Outline Drawing	B-SS200078-1512	Connection Diagram	A-EE7358

This is an uncontrolled document once printed or downloaded and is subject to change without notice. Date Created: 06/29/2018



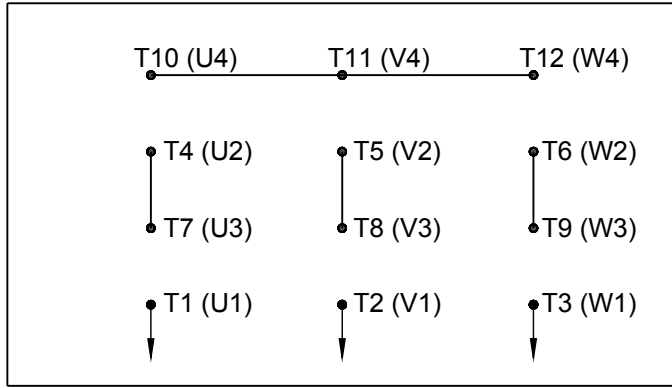
- NOTES:
1. BOX CAN BE ROTATED IN 90° STEPS
 2. BOX CAN BE MOUNTED ON OPPOSITE SIDE BY REMOVING BRACKETS AND TURNING FRAME 180°
 3. NAMEPLATE TO BE READ FROM CONDUIT BOX SIDE OF MOTOR

DASH	FRAME	C	2F	B	BS
1362	324T	26.00	10.50	13.00	5.25
1512	326T	27.50	12.00	14.50	6.00

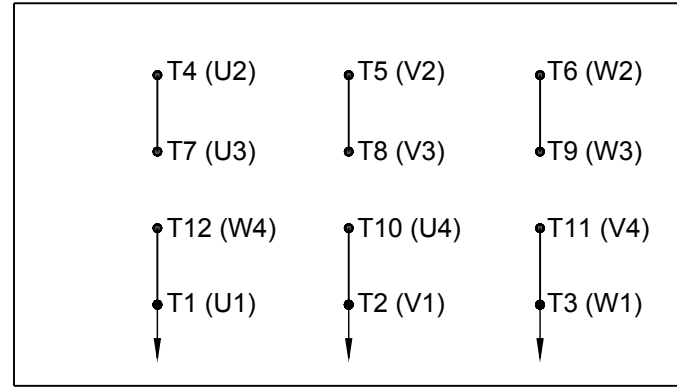
		TOLERANCES UNLESS SPECIFIED		MARATHON ELECTRIC		DRAWN JL 02/17/1988			
		DEC.	INCHES			CHK JPN 03/08/1998			
7	REDAWN IN AUTOCAD	RWR 05/27/2004	ML .X	±.1			APPD LS 03/21/1988		
6	REVISED TO N.E.C. CONDUIT BOX CN28428	NJS 02/16/2000	ML .XX	±.03	TITLE OUTLINE -DR.PR. -CAST IRON		SCALE 1=4.5		
5	ADDED 5/16 GND. SCREW HOLE CN21725-1005	DRS 11/05/1996	ML .XXX	±.005	320T FR. -BB -TS -D.E.V.		REF		
4	UPDATED SHAFT HEIGHT CN16763	DRS 08/13/1996	JPN .XXXX	±.0005	MATL.		FMF		
NO.	REVISION	BY & DATE	CHK	ANG	±7'30"	FINISH	PREV		
THIS DRAWING IN DESIGN AND DETAIL IS OUR PROPERTY AND MUST NOT BE USED EXCEPT IN CONNECTION WITH OUR WORK ALL RIGHTS OF DESIGN AND INVENTION ARE RESERVED THIS IS AN ELECTRONICALLY GENERATED DOCUMENT - DO NOT SCALE THIS PRINT			RFP	CAD FILE ss200078		SIZE B	DRAWING NO. SS200078	PAGE 1 OF 1	REV. 7
			DIST LB						

HIGH VOLTAGE

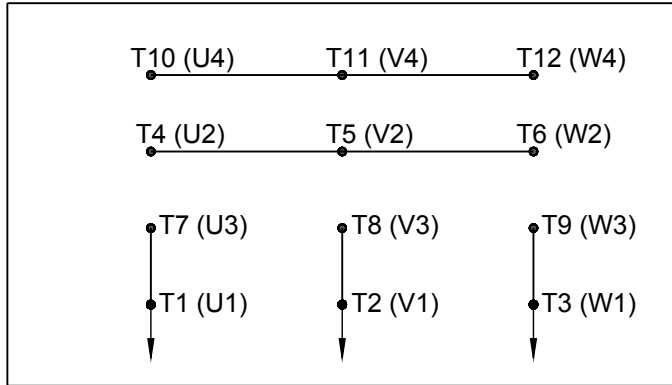
WYE START



DELTA RUN

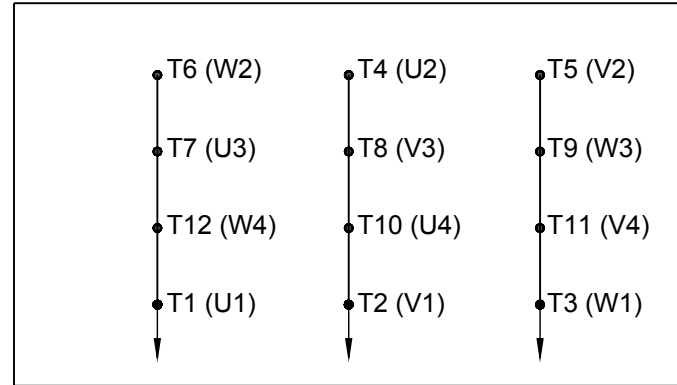


WYE START



LOW VOLTAGE

DELTA RUN

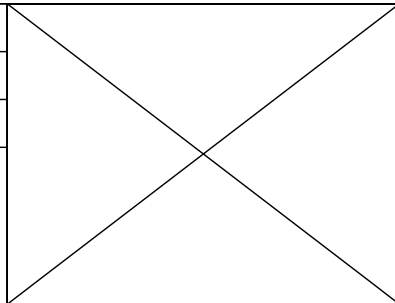


4/2 CKTY \triangle

DRAWING REVISION D	REVISION BY JWO	DATE 01-26-2016
ECO ECO-0092547	APPROVED BY TB	DATE 01-26-2016

ECO DESCRIPTION
ADDED IEC MARKINGS

COPYRIGHT REGAL BELOIT AMERICA, INC. ALL RIGHTS RESERVED. PROPRIETARY AND CONFIDENTIAL INFORMATION - THIS DOCUMENT IS THE PROPERTY OF REGAL BELOIT AMERICA, INC. ("OWNER") AND CONTAINS OWNER'S PROPRIETARY INFORMATION. ANY PERSON, CORPORATION OR OTHER FIRM RECEIVING IT IS DEEMED, BY RECEIVING IT, TO AGREE THAT IT, AND/OR ANY PART OF IT, SHALL NOT BE DISCLOSED TO ANY PERSON, CORPORATION OR OTHER ENTITY, DUPLICATED, AND/OR USED, EXCEPT AS EXPRESSLY APPROVED IN WRITING IN ADVANCE BY OWNER. THIS DOCUMENT SHALL BE RETURNED TO OWNER UPON REQUEST. IT MAY BE SUBJECT TO CERTAIN RESTRICTIONS UNDER APPLICABLE EXPORT CONTROL LAWS AND REGULATIONS.



DRAWN BY BLR		Regal Beloit America, Inc.
DATE 03-09-1998		
APPROVED BY GK	DESCRIPTION CONN DIAGRAM-EXTERNAL	
DATE 03-23-1998	12 LEAD - DUAL VOLT. - WYE START - DELTA RUN	
REFERENCE	MATERIAL	PROCESS/FINISH
THIRD ANGLE PROJECTION	SIZE A	DRAWING NUMBER EE7358

SHEET 1 OF 1	
-----------------	--

